



Snow removal equipment





Snow blowers from Snapper are built to make snow removal quick, effective, and easy. It doesn't matter if Mother Nature dishes out a few centimeters or a few meters, our snow throwers deliver the power to get rid of it all and the design to make it effortless.

We've got you covered.

From our powerful single-stage model to our pro duty dual stage model, you can count on a Snapper snow blower to remove the thickest, heaviest snow with ease.

Dual Stage, Pro Duty



The heaviest snow is no match for the Snapper Pro Duty Dual-Stage Snow Blower.

Dual Stage, Heavy Duty



Choose from a series of 3 Heavy Duty models. Even the toughest snow is no match for these models.

Dual Stage, Medium Duty



The Medium Duty Dual-Stage model is tough enough to cut through heavy snow yet easy to handle and store.

Dual Stage, Light Duty



The Light Duty Dual-Stage Snow Blower takes control of the snow!

Single Stage, Deluxe



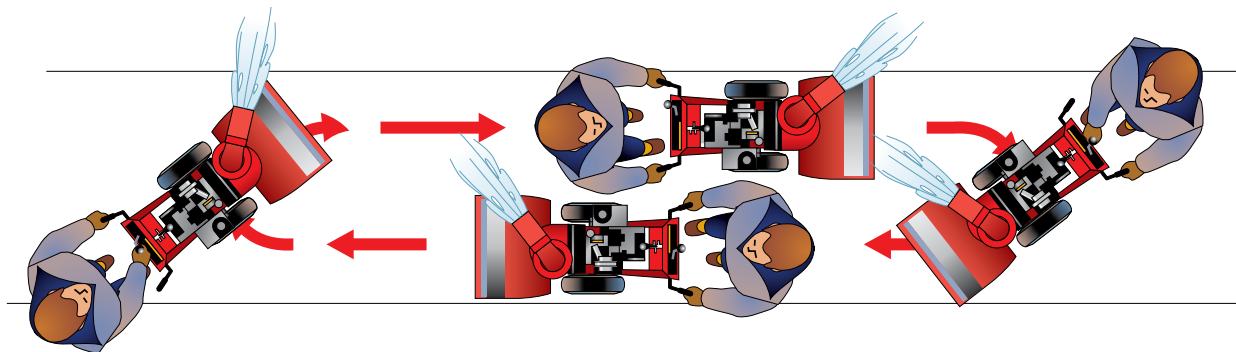
The Single Stage Snow Blower from Snapper can remove up to a foot of snow with ease.

Clearing snow has never been easier.

Clearing snow has never been easier with the exclusive features found on the expanded line of Snapper walk-behind snow throwers. While other manufacturers are compromising quality, Snapper continues to add value to its machines by providing performance-enhancing features not available anywhere else.

Exclusive Snapper Features

Easy Turn™ helps you navigate even the toughest turns with little effort. Simply pulling the trigger on the handle releases the drive power to the right wheel for easy maneuvering and 180° turning. Easy Turn™ is standard on SNH1528SE, SNH1730SE and SNP2132SE.



Free Hand Control™ enables the operator to continue operating the snow thrower with one hand while freeing the other hand to rotate the chute, adjust the chute deflector or change speeds. Using the Free Hand Control™ and Easy Turn™ features, you can rotate the chute and change direction simultaneously for fast and efficient snow clearing.



Easy Turn™ Lever to change the directions of the snow thrower.



Heavy-duty Cast-iron gear housing and finely machined worm gear components deliver top performance in even the harshest conditions.



Reversible skid shoes double the useful life of the original parts.



The genuine Briggs & Stratton engines ensures starting even in the hardest conditions like minus 20°C.



Important engine features:

- **Mechanical governing**
- **Cast iron sleeve**
- **Dual ball bearing**
- **Oversize starter grip for cold weather**
- **Fuel primer for easier cold starting**
- **Special winter oil for easy starting**



Briggs & Stratton Snow Series Engine:

Large Capacity Fuel Tank
Long run time and less time spent refueling

Power
Excellent power-to-displacement ratio

Starting

- Freeze-resistant recoil starters
- Magnetron electronic ignition for sure starts in severe conditions

Quiet
Aluminized muffler that resist corrosion for longer, quieter operation

Dependability
Complete carburetor calibration - no choke adjustment required



Briggs & Stratton Professional Series™ Engine:

Flexible Oil Drain Hose
Toolless and enables easier draining of oil for less mess

Super Lo-Tone™ Muffler
For quieter operation

Platinum Spark Plug
Long life for longer maintenance intervals

Fuel Line On/Off Switch
Prevents carb flooding when transporting

High Oil Fill
Enables easier filling of oil for less mess

Large Capacity Fuel Tank
Long run time and less time spent refueling


Bolt-on Rewind
Rugged and easy to maintain

Variable Speed Control
Maximizes efficiency and provides the power when you need it most



Pro Duty Dual-Stage

- 32" (81 cm) Clearing Width • Briggs & Stratton 2100 Professional Series™ Engines • Electric Start • Serrated Steel Auger
- Electric 200° Chute Rotation • Electric Deflector • Free Hand™ Control • Professional Easy Turn™ Friction Disk Transmission
- Cast Iron Auger Gear Box • Rugged Arctic Trac™ Tires • LED Headlights • Heated Hand Grips • Reversible Skid Shoes



Heavy-duty Cast-iron Gear

Housing along with finely-machined worm gear components deliver top performance in even the harshest conditions.



Powerful engine

New 2100 4-cycle OHV Professional Series™ 420 cc engine offering 230V electric start and rpm control.



Friction Disc

Heavy Dute Professional Easy Turn™ Transmission offers 6 speeds forward and 2 speeds reverse. The transmission is installed in a reinforced transmission box.



Electric Chute Controls

Convenient Electric Chute Rotation easily adjusts from operator position. Cap deflector adjustment controls throwing distance.

SNP2132SE

Briggs & Stratton 2100 Professional Series™ Engine / 420 cc
Electric Start
6 forward / 2 reverse speeds
36 cm Steel Serrated Auger
81 cm Clearing Width
Easy Turn™
Free Hand Control™
LED Headlight

Let it snow!

The heaviest snow is no match for the Snapper Pro Duty model. Featuring a powerful Briggs & Stratton 2100 Professional Series™ engine, this snow thrower will clear a path full with snow with ease. With convenient features like Easy Turn™ and Free Hand Control™, you can maneuver through turns with little effort and make quick work of even the biggest snow falls.



Heavy Duty Dual-Stage

The heavy duty dual-stage models take control of the biggest drifts. With Snapper's special features like Easy Turn™ you can maneuver through turns with little effort and clear away heavy snow easily, even in tight areas.



SNH1730SE

- 76 cm clearing width
- Cast iron gear case
- Electric chute deflector
- 16"x 6.5" Arctic Trac™ tires



SNH1528SE

- 71 cm clearing width
- Cast iron gear case
- Electric chute deflector
- 16"x 4.8" Arctic Trac™ tires



SNH1226E

- 66 cm clearing width
- Aluminum gear case
- Remote chute deflector
- 16"x 4.8" Arctic Trac™ tires



Transmission

Maintenance free transmission minimizes risk of losing traction due to oil or debris.




Durable Serrated Auger

Heavy-gauge steel serrated auger cuts through hard-packed snow easily, making quick work of large snowfalls.



HDPE Skid Shoes

Reversible HDPE skid shoes double the useful life of the original parts. Only available on SNH1730SE and SNH1528SE.



Easy Turn™ System

Helps navigate turns with little effort. Simply pulling the trigger on the handle releases the drive power to the left wheel for easy maneuvering and 180° turning.



SNH1730SE

Briggs & Stratton
1650 Professional Series™ / 342 cc
Electric Start
6 forward / 2 reverse speeds
36 cm Steel Serrated Auger
76 cm Clearing Width
Free Hand Control™
LED Headlight
Easy Turn™ two trigger steering

SNH1528SE

Briggs & Stratton
1450 Professional Series™ / 305 cc
Electric Start
6 forward / 2 reverse speeds
36 cm Steel Serrated Auger
71 cm Clearing Width
Free Hand Control™
LED Headlight
Easy Turn™ two trigger steering

SNH1226E

Briggs & Stratton
1150 Snow Series™ / 250 cc
Electric Start
6 forward / 2 reverse speeds
36 cm Steel Serrated Auger
66 cm Clearing Width
Free Hand Control™
LED Headlight

Medium Duty Dual-Stage

Tough enough to cut through snow yet easy to handle and store. This powerful model features a Briggs & Stratton 900 Snow Series™ engine with 6 forward and 2 reverse speeds. Controls are right at your fingertips, making this dual stage unit extremely easy to use.

- Briggs & Stratton 900 Snow Series™ Engine • 61 cm clearing width • Electric start • 6 forward / 2 reverse speeds
- Notched steel auger • 190° rotating chute with manual deflector • Free Hand Control™ • Friction Disk Transmission
- Rugged Arctic Trac™ tires • LED Headlight



Ready to go!

By simply attaching the power cord, you can plug in any 230V outlet. Then with the push of a button you're ready to go!



Auger housing

Steel welded auger housing with medium duty aluminum gear case and notched augers.

SNM924E

Briggs & Stratton 900 Snow Series™ / 205 cc
Electric Start
6 forward / 2 reverse speeds
30 cm Steel Notched Auger
61 cm Clearing Width
Free Hand Control™
LED Headlight
Steel reversible skid shoes

Light Duty Dual-Stage

There two light duty models in the Snapper range feature a 750 or 900 Snow Series™ engine. They can remove snow very quickly and are easy to store.

- Briggs & Stratton Snow Series engines • 61 cm clearing width • Recoil start • 6 forward / 2 reverse speeds
- Dual notched steel auger • Manual chute rotation on SNL824R • 190° Left Side Crank chute rotation on SNL924R
- Manual deflector • Friction Disk Transmission • Rugged Arctic Trac™ tires



Transmission

Both models come with Arctic Trac™ tires and a friction disk drive system that offers 6 forward and 2 reverse speeds.



SNL924R

Auger housing

Steel stamped auger housing with light duty aluminum gear case and dual notched augers.



SNL924R

Briggs & Stratton 900 Snow Series™ / 205 cc
6 forward / 2 reverse speeds
25.4 cm Steel Dual Notched Auger
61 cm Clearing Width
LED Headlight
Steel Chute



SNL824R

Briggs & Stratton 750 Snow Series™ / 163 cc
6 forward / 2 reverse speeds
25.4 cm Steel Dual Notched Auger
61 cm Clearing Width
Plastic Chute



**Powerful punch.
Small size.**



Compact Single Stage

The Snapper compact single-stage snow throwers feature a Briggs & Stratton® engine that helps clear a path through up to up to 50 cm of snow. With a wear-resistant polymer auger and auger propelled drive system these snow throwers clean down to the pavement, throwing snow up to 10 meter away.

- Briggs & Stratton Snow Series engine • 4-cycle (no oil/gas mix) • Special winter oil to improve startability
- High performance auger-assist drive system



Push Button Start

Features push button starting for easy startups every time.



Quick Adjust Chute Rotation

Convenient Quick Chute Rotation easily adjustable from operator position.



Proven Briggs & Stratton Snow Series OHV Engine

Advanced OHV design runs cooler and cleaner, delivering more power, longer engine life and improved fuel economy.



Auger-Propelled Drive System

Augers make contact with the ground, helping you move the snow thrower forward with little effort.



SN822E

Briggs & Stratton 800 Snow Series™ / 205 cc
Electric Start
25.4 cm Thermal Plastic Urethan Auger
55 cm Clearing Width
Halogen Headlight
Small footprint, easy to store

SPECIFICATIONS

Model name	SN822E	SNL824R	SNL924R
Stage	Single Stage	Dual Stage	Dual Stage
Category		Light Duty	Light Duty
Auger / Impeller			
Clearing width	22" (55 cm)	24" (61 cm)	24" (61 cm)
Intake height	12.5" (32 cm)	20" (51 cm)	20" (51 cm)
Auger style	Thermal Plastic Urethane	Steel - Dual Notched	Steel - Dual Notched
Auger diameter	10" (25.4 cm)	10" (25.4 cm)	10" (25.4 cm)
Auger type bearing	Dual Ball Bearing	Plastic Bushing	Plastic Bushing
Auger gear case material	n/a	Light Duty Aluminum	Light Duty Aluminum
Impeller diameter	n/a	10" (25.4 cm)	10" (25.4 cm)
Impeller style	n/a	3 blades	3 blades
Engine			
Engine series	Briggs & Stratton 800 Snow Series™	Briggs & Stratton 750 Snow Series™	Briggs & Stratton 900 Snow Series™
Engine displacement	205 cc	163 cc	205 cc
Engine type	4-Cycle - OHV	4-Cycle - OHV	4-Cycle - OHV
Starting system	Recoil Start 230V Electric Start	Recoil Start	Recoil Start
Fuel tank capacity	2.8L	2.8L	2.8L
Tank style	Nylon	Metal	Nylon
Engine oil	0W30 Synthetic	0W30 Synthetic	0W30 Synthetic
Chute			
Chute style	Plastic	Plastic	Steel
Chute rotation	200° Quick Chute	Manual 190°	Left side crank 190° (3.5 Turn)
Chute deflector	Quick Deflector	Manual	Manual
Drive system			
Drive type	Auger Propelled	Friction Disk	Friction Disk
Number of gears	n/a	6 Fwd / 2 Rev	6 Fwd / 2 Rev
Tire size	8"x2" (20x5 cm)	13"x5" (33x13 cm)	13"x5" (33x13 cm)
Thread	n/a	Arctic Trac™	Arctic Trac™
Handles / controls			
Free Hand Control™	n/a	n/a	n/a
Headlight	Yes	n/a	Standard
Heated hand grips	n/a	n/a	n/a
Skid Shoes	-	Steel Skid Shoes	Steel Skid Shoes
Accessories			
Drift cutters	n/a	n/a	n/a
Storage cover	n/a	Optional	Optional
Snow cab	n/a	n/a	n/a

SNM924E	SNH1226E	SNH1528SE	SNH1730SE	SNP2132SE
Dual Stage	Dual Stage	Dual Stage	Dual Stage	Dual Stage
Medium Duty	Heavy Duty	Heavy Duty	Heavy Duty	Pro Duty
24" (61 cm)	26" (66 cm)	28" (71 cm)	30" (76 cm)	32" (81 cm)
19.5" (50 cm)	19.75" (51 cm)	19.75" (51 cm)	19.75" (51 cm)	19.75" (51 cm)
Steel - Notched	Steel - Serrated	Steel - Serrated	Steel - Serrated	Steel - Serrated
12" (30 cm)	14" (36 cm)	14" (36 cm)	14" (36 cm)	14" (36 cm)
PM Bushing	PM Bushing	Plastic Bushing	Plastic Bushing	Ball Bearing
Medium Duty	Medium Duty	Heavy Duty	Heavy Duty	Heavy Duty
Aluminum	Aluminum	Cast Iron	Cast Iron	Cast Iron
12" (30 cm)	12" (30 cm)	12" (30 cm)	12" (30 cm)	12" (30 cm)
3 blades	3 blades	3 blades	3 blades	4 blades
Briggs & Stratton 900 Snow Series™	Briggs & Stratton 1150 Snow Series™	Briggs & Stratton 1450 Professional Series™	Briggs & Stratton 1650 Professional Series™	Briggs & Stratton 2100 Professional Series™
205 cc	250 cc	305 cc	342 cc	420 cc
4-Cycle - OHV	4-Cycle - OHV	4-Cycle - OHV	4-Cycle - OHV	4-Cycle - OHV
Recoil Start	Recoil Start	Recoil Start	Recoil Start	Recoil Start
230V Electric Start	230V Electric Start	230V Electric Start	230V Electric Start	230V Electric Start
3.0L	3.0L	3.0L	3.0L	5.6L
Nylon	Nylon	Plastic	Plastic	Metal
0W30 Synthetic	0W30 Synthetic	0W30 Synthetic	0W30 Synthetic	0W30 Synthetic
Steel	Steel	Steel	Steel	Steel
Dash mounted crank 190° (3.5 Turn)	200° Electric	200° Electric	200° Electric	200° Electric
Manual	Remote	Electric	Electric	Electric
Friction Disk	Friction Disk	Transmission	Transmission	Professional Easy Turn™
6 Fwd / 2 Rev	6 Fwd / 2 Rev	6 Fwd / 2 Rev	6 Fwd / 2 Rev	6 Fwd / 2 Rev
15"x 5" (38x13 cm)	16"x 4.8" (41x12 cm)	16"x 4.8" (41x12 cm)	16"x6.5" (41x17 cm)	16"x6.5" (41x17 cm)
Arctic Trac™	Arctic Trac™	Arctic Trac™	Arctic Trac™	Arctic Trac™
Standard	Standard	Standard	Standard	Standard
Standard	Standard	Standard	Standard	Standard
n/a	n/a	n/a	n/a	Yes, With On/Off switch
Steel Reversible Skid Shoes	Steel Reversible Skid Shoes	HDPE Reversible Skid Shoes	HDPE Reversible Skid Shoes	Reversible Pro Duty Skid Shoes
Optional	Optional	Optional	Optional	Optional
Optional	Optional	Optional	Optional	Optional
Optional	Optional	Optional	Optional	Optional

Distributed by

Your dealer

©2013 Briggs & Stratton Power Products Group, LLC
We reserve the right to discontinue models or change specifications without notice. All rights reserved.
01/2013 EUR UK



WWW.SNAPPER.EU

BRIGGS & STRATTON NETHERLANDS
P.O. BOX 12 • 6040 AA ROERMOND • THE NETHERLANDS
TEL. +31 (0)475 40 83 83 • FAX. +31 (0)475 40 83 84
WWW.BRIGGSANDSTRATTON.NL